



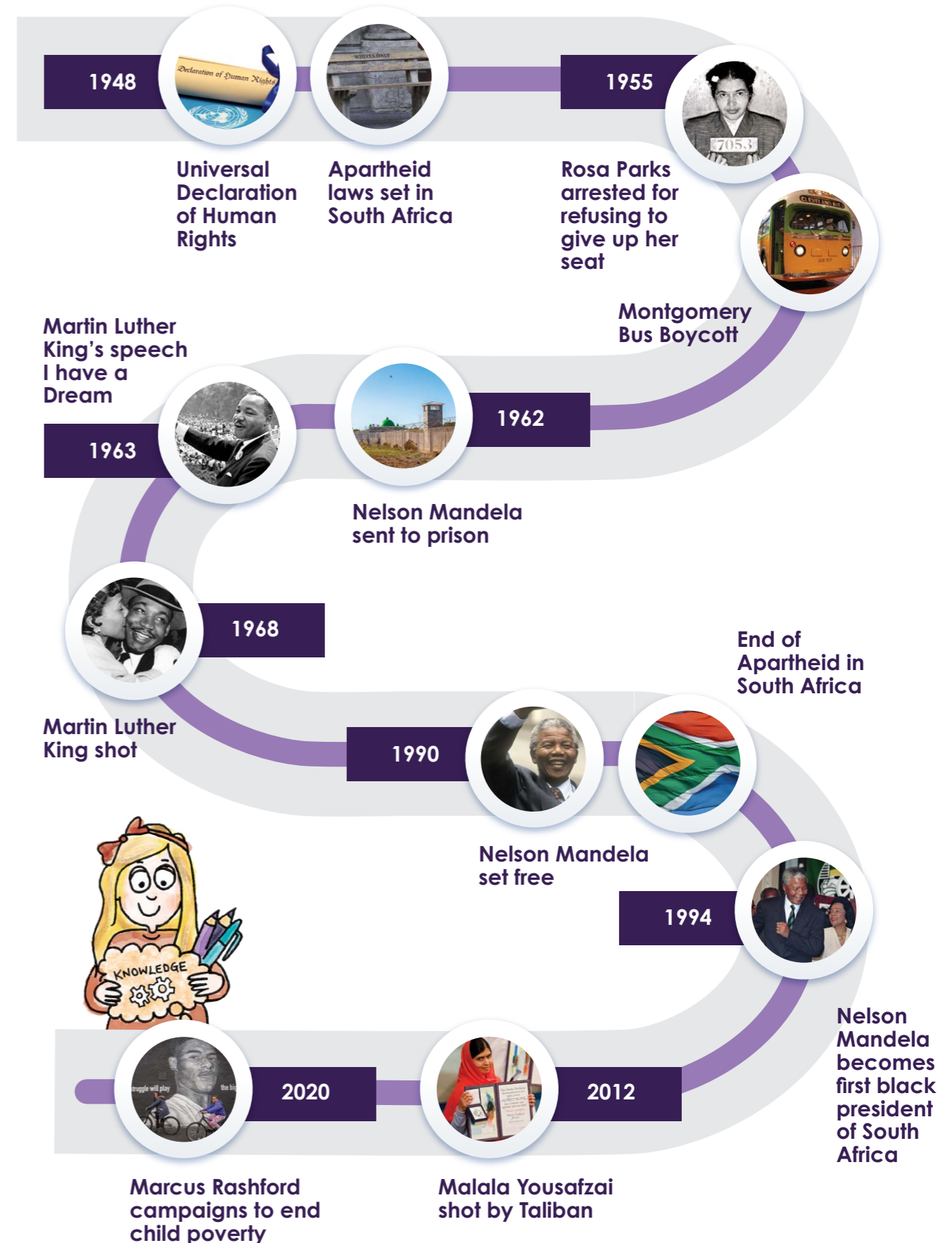
Key Vocabulary		
1	<b>activist</b>	someone who <b> fights for change</b>
2	<b>Apartheid</b>	<b>separation</b> of black people and white people in South Africa
3	<b>boycott</b>	a <b>peaceful</b> way to <b>protest</b>
4	<b>civil rights</b>	the rights to <b>freedom and equality</b>
5	<b>equality</b>	everyone <b>treated the same</b>
6	<b>human rights</b>	rights which belong to <b>every person</b>
7	<b>inequality</b>	when people are <b>not treated the same</b>
8	<b>justice</b>	when people <b>get what they deserve</b>
9	<b>protest</b>	show that you <b>do not agree</b>
10	<b>racism</b>	when someone thinks you're not as good as them because the <b>colour of your skin is different</b> to theirs
11	<b>segregation</b>	<b>separating people</b> because of the colour of their skin
12	<b>significant</b>	<b>important</b>

### Significant People

These people are activists who fought against inequality.

	<b>Eleanor Roosevelt</b> Fought for the Universal Declaration of Human Rights.		<b>Nelson Mandela</b> fought to end Apartheid in South Africa.
	<b>Rosa Parks</b> Fought against segregation in America.		<b>Malala Yousafzai</b> fought for equal rights for girls.
	<b>Martin Luther King</b> Fought to end racism and led the Civil Rights Movement.		<b>Marcus Rashford</b> fought to end child poverty in the UK.

### Timeline





**Subject: Maths**  
**Topic: Position and Direction**


**Unit overview**

In this Position and Direction unit you will develop your knowledge from year 1 by using turns and movements in a sequence. We will also make patterns with shapes.

**Books/websites linked to topic you may wish to read:**

<https://www.bbc.co.uk/programmes/b007zmy7/clips>

<https://www.youtube.com/watch?v=Yr9rG7Jnd2g>



**Key Vocabulary**

forwards

backwards

left

right

north

south

east

west

quarter turn

half turn

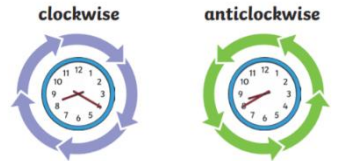
three-quarter turn

clockwise

anticlockwise

pattern

sequence



If the turn is in the same direction as the hands of a clock, it is **clockwise**.

If the turn is in the opposite direction to the hands of a clock, it is **anticlockwise**.

**Key Facts/dates – Sticky Knowledge**

**Left and Right**  
The hand that makes an L shape is the **left hand**.

quarter turn

half turn

three-quarter turn

full turn

- Learning Outcomes**
- To describe movement
  - To describe turns
  - To describe movement and turns
  - To make patterns with shapes



# Year 2

# PENTECOST UNIT J

## Learning Outcomes

Retell, in any form, at least one Easter story, the Ascension and the Pentecost.

- Ask and answer questions about the feelings and experiences of characters in the stories of Easter, Ascension and Pentecost.
- Give simple descriptions of what the stories of Easter tell us about Jesus.
- Give simple descriptions how the Holy Spirit helped the disciples and relate this to their own lives.
- Describe how, what Jesus taught his disciples, is put into practice in the church community and in their own lives.
- Ask questions and wonder whether the stories of Easter have anything to say to them about sadness, forgiveness, hope or heaven.
- Recognise that some questions are hard to answer.
- Use religious words (see key vocabulary)



### Unit overview

This unit will develop knowledge and understanding to retell the stories of Jesus' ascension and the events of Pentecost. Talk about their ideas of heaven. Connect the gifts of the spirit with the school's Christian values. Describe the symbols of the Holy Spirit.

### Bible Reference

Key Scripture John 21: 1-14  
(The appearance on the shore of Tiberias)

Acts 1: 6-11 (The Ascension of Jesus into heaven)

Acts 2: 1-13 (The Pentecost)

### Key Vocabulary

Ascension	The act of ascending. The bodily ascending of Christ from earth to heaven.
Pentecost	A Christian festival celebrated on the seventh Sunday after Easter, commemorating the descent of the Holy Ghost upon the apostles (disciples).
Holy Spirit	The spirit of God.
Disciples	The twelve special friends of Jesus.
Power	Ability to do or act; capability of doing or accomplishing something.
Heaven	The home of God where people go when they die.
Trinity	The union of God the Father, God the Son and God the Holy Spirit in one God.

- ### Key Knowledge
- Christians believe that forty days after the resurrection, Jesus ascended into heaven.
  - Christians believe that God is three in one – Father, Son and Holy Spirit.
  - The gift of the Holy Spirit was poured out on the disciples at Pentecost and is here with us still.
  - The events of Pentecost still impact on the church today.





# Our Church

## Unit K Summer 2

- ### Learning Outcomes
- ✚ To know at mass God’s family gathers together, Know at Mass God’s Family gathers together, listens to God’s Word, prays for the needs of others, praises and thanks God for his many gifts, and celebrates what Jesus said and did at the Last Supper.
  - ✚ Join-in and recite some of the responses used at Mass. These will include the greetings, Lord have Mercy, the responses to the readings and Gospel, the prayer of the faithful response and at least one memorial acclamation.
  - ✚ Know that at the celebration of Mass the priest takes the place of Christ and says the words of Jesus.
  - ✚ Understand that through the words and actions of the priest, Christ becomes present in the Eucharist.
  - ✚ Identify some of the things the priest does during Mass.
  - ✚ Understand that Catholic Christians believe that the bread and wine used at Mass becomes the body and blood of Jesus Christ.



### Unit overview

This unit is designed to develop children’s understanding of what it means to belong to God’s Family. In this unit we will focus on the role of the parish and people with special responsibilities.

- ### Key Vocabulary
- Community:** a group of people living in the same place or having a particular characteristic in common.
- Parish:** a small district typically having its own church and a priest.
- Deacon:** an ordained minister of an order ranking below a priest.
- Damascus Road:** a situation in which someone experiences a sudden and complete change in their opinions.
- Responsibility:** having a duty to deal with something or of having control over someone.

- ### Prayer tasks linked to unit and tasks to completed
- ✓ To observe and discuss the people gathered at a mass.
  - ✓ To sequence the events of a mass
  - ✓ To discuss the different responses used at mass
  - ✓ Discuss the different gifts that are received and write about these
  - ✓ To observe and recall the actions of Father Kevin during a mass.

### Windows of reflection (things to think about)

What are some of the words and actions spoken at mass? What do you think they mean?

### Bible References

*Mt. 14 :13-21* – The Feeding of the Five Thousand  
*Lk. 22: 14-23* – The Last Supper  
*Mk. 4: 1-2,9* – The Importance of Listening



**Seeds**

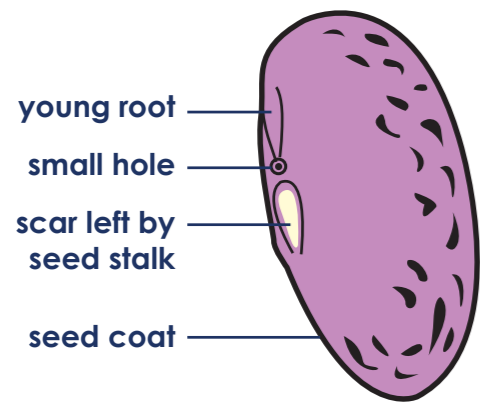
- Most plants come from seeds or bulbs. Seeds come in all shapes and sizes.
- Seeds are living things. They are alive because they can grow into plants.
- Seeds grow into seedlings.



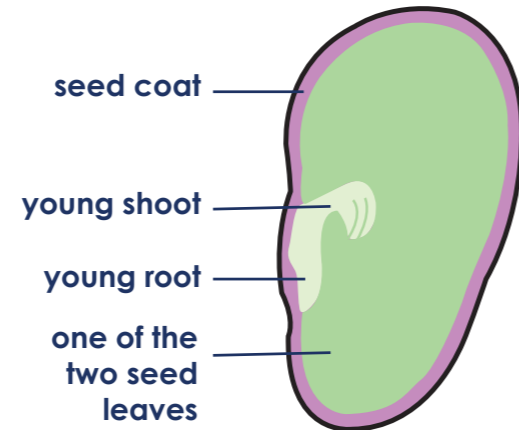
**Key Vocabulary**

1	<b>bulb</b>	a dormant plant before it germinates
2	<b>dormant</b>	a seed before it starts to grow
3	<b>dispersal</b>	spread
4	<b>dissect</b>	take a part
5	<b>embryo</b>	a baby plant
6	<b>germination</b>	when a seed stops being dormant and starts to grow
7	<b>growth</b>	when a plant grows and gets bigger
8	<b>life cycle</b>	when plants grow and reproduce
9	<b>reproduction</b>	when plants make their own seeds
10	<b>root</b>	anchors plant to the ground
11	<b>seed</b>	a dormant plant before it germinates
12	<b>seed coat</b>	outer layer of the seed which protects it
13	<b>seed leaf</b>	half of a bean seed
14	<b>seedling</b>	plants that aren't fully grown
15	<b>shoot</b>	young part of a growing plant
16	<b>sprout</b>	put out shoots
17	<b>survive</b>	don't die

**Outside of a bean seed**

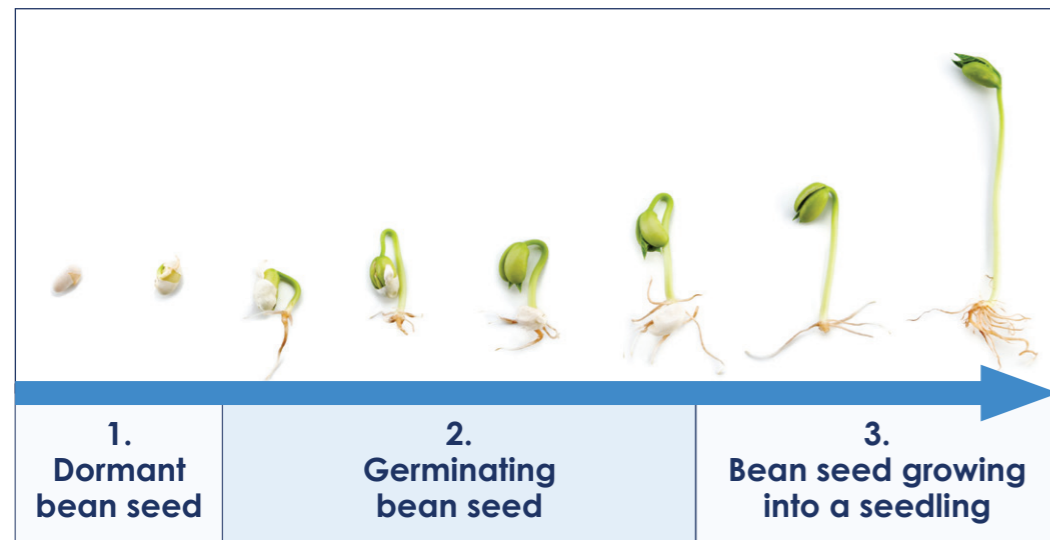


**Inside a bean seed**



**Germination**

Germination happens when a seed stops being dormant and starts to grow. In order to germinate, the conditions must be right.



To germinate, seeds need:

1. Water
2. Air
3. The right temperature

Seeds do not need light to germinate but they do need light to survive and grow into healthy plants.

**The Life Cycle of a Flowering Plant**

As plants are living things, they grow and reproduce like any other living thing. This process is called a plant life cycle.

The 5 stages in a plant life cycle are: seed, germination, growth, reproduction and dispersal.

